

Q1.

The Moving Statue

One day, while playing in the park, you notice a statue carved out of stone in the middle of the pond. As you look more closely you realise that it is moving...

Write a story about what happens when the statue comes to life.



Q2. Scene from a Play

Here is a short summary of a story:

Sarah and Ben were supposed to take an old coin to the antique shop for their dad, to find out if it was valuable.

When they were in the park, Sarah dropped the coin and they had to spend hours searching for it. Ben lost his temper with Sarah, but in the end they found the coin.

Part of the story has been turned into a **playscript**, which can be acted out.

Here is the scene in which Sarah and Ben realise they have lost the coin, and start searching for it:

Scene 5

At the gates of the park. Afternoon, about 2pm. Sarah and Ben are saying goodbye to their friends.

Ben: See you tomorrow, bye.

Sarah: *(touching her pockets and looking worried)*

It must be here somewhere.

Ben: What do you mean?

Sarah: *(nervously)* The coin...dad's coin.

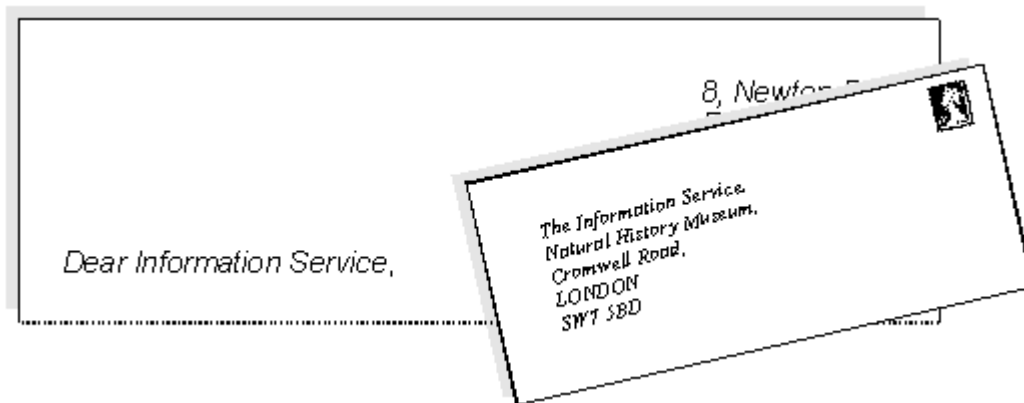
Your task is to **finish this scene**.
(You do not need to write the first part out again.)

Q3. ***The Amazing Creature***

Imagine that you have seen an amazing creature.
You have no idea what it is.

**Your task is to write a letter to the Information Service
at the Natural History Museum.**

The purpose of your letter is to describe *exactly* what you
have seen so that it can be identified.




Think about what the Information Service needs to know.

You might want to include:

- the appearance of the creature – its shape, colour, size and features;
- information about its behaviour – how it moves, what it eats and if it is friendly;
- any other details which could be useful to the Information Service.

q4. A Special Object

In the story *The Magpie Song*, Carla's little magpie was special to her and she carried it everywhere with her.



Think of an object that is special to you.

Write down what your object is

Write a description of the object for someone who has never seen it.

You might want to think about:

- where it came from
- why it is so special to you
- what it looks like.

Words you could use to describe your object:

Q5. ***The School Trip***

A school is planning a trip for next year's Year 6.

The headteacher wants to give the children a newsletter to take home.


The newsletter will explain all about the trip and how to prepare for it.

Write the newsletter for next year's Year 6 children to take home.

You can write the newsletter using information from a real school trip

or

you can make up the information.



*Remember you are trying to give **useful information** about the trip,
and to make it sound **interesting** and **worthwhile**.*